

CIRCULAR Wall Washer OUTDOOR

☒ LED 18x1(18W) a 54x3 (162W) **90 lm/W**



Características mecánicas Mechanical specifications



RGB



RGB
3 en 1

Material del cuerpo: aleación de aluminio
Housing material: aluminum alloy

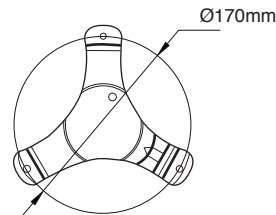
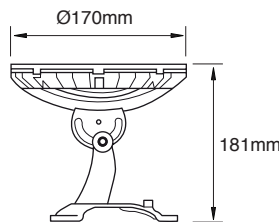
Material del difusor: vidrio templado
Diffuser material: tempered glass

Acabado: pintado en negro
Finish: painted with black

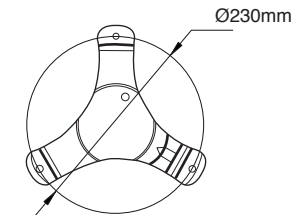
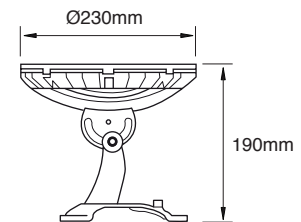
Tamaño: 2 tamaños según potencias
Size: 2 sizes according to power

Basculación: 150°
Tilting

Modelo 1 (18W)



Modelo 2 (24,36,54,72,108,162W)



Características ópticas Optical specifications

LED: Power LED
LED PREMIUM (OPTIONAL)

Potencia: 18x1(18W) / 18x3(54W)
24x1(24W) / 24x3(72W) / 36x1(36W)
36x3(108W) / 54x3(162W)
Power

Eficacia: 90 lm/W
Efficacy

IRC (CRI): >80

Color: RGB / Monocolor /
RGB 3 en 1 (18x3W y 24x3W)
Color

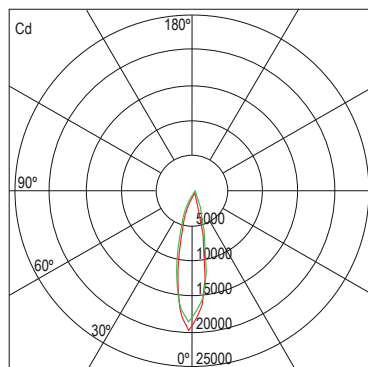
Temperatura de color: 2700K - 6500K
Color temperature

Ángulo de apertura: 15° / 30° / 45°
Beam angle

Temperatura de trabajo: -20°C +60°C
Work temperature

Vida útil: L80 B10 / 50.000 h / 25°C
L90 B10 / 105.000 h / 25°C (LED PREMIUM)
Lifespan

Mod. 72W



Distribución Polar Candelas / Polar distribution
..... Max Cd: 240° H — 0° H — 90° H

Características eléctricas Electrical specifications

Driver: NO incluido
Driver: NOT included

Tensión de entrada: 24V DC
Input voltage

Modo de trabajo: DMX, modo Marter/slave
Working mode: DMX, Marter/slave mode,
not included.