

LIGHT BAR Max plus OUTDOOR

LED 15W / 30W / 48W / 60W **90 lm/W**



Características mecánicas Mechanical specifications



RGB



RGBW

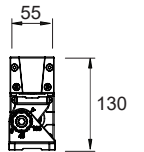
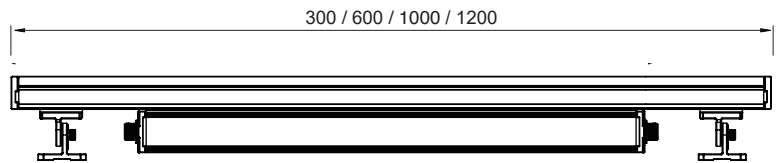
Material del cuerpo: aleación de aluminio
Housing material: aluminum alloy

Material de la lente: vidrio
Lens material: glass

Acabado: aluminio o pintado
Finish: aluminium or painted

Tamaños: L300 x W55 x H130mm
Size L600 x W55 x H130mm
L1000 x W55 x H130mm
L1200 x W55 x H130mm

Basculación: 180°
Tilting



Características ópticas Optical specifications

Potencia: 15W (300mm)
Power 30W (600mm)
48W (1000mm)
60W (1200mm)

Eficacia: 90lm/W
Efficacy

Flujo luminoso: 1050 lm (15W)
Luminous flux: 1800 lm (30W)
2400 lm (48W)
2800 lm (60W)

Color: RGB / RGBW / Monocolor (15W)
RGB / RGBW / Monocolor (30W)
RGB / RGBW / Monocolor (48W)
RGB / RGBW / Monocolor (60W)

Temperatura de color: 2700K ~ 5700K
Color temperature

Ángulo de apertura: 15° / 30° / 45° /
Beam angle 20°x40° / 15°x55°

Temperatura de trabajo: -20°C ~ 45°C
Work temperature

Características eléctricas Electrical specifications

Driver: incluido
Driver: included

Tensión de entrada: 100-277V AC
Input voltage

Modo de trabajo: color constante / DMX512
Working mode: single color / DMX512


Opciones: 0-10V / DALI
Options:



Rejilla: Anti-glare
Grille cover: Anti-glare



Soporte
Knobable stand



Soporte para montaje lateral
Extended brackets for side mounting