


LINE PRO NECO R

LED 30W / 40W **120 lm/W**



Características mecánicas Mechanical specifications



Material del cuerpo: Aluminio
Housing material: Aluminium


Material del difusor: Antirreflejo con óptica reflectora altamente especular

Diffuser material: Anti-glare with highly specular reflector optics

Basculación: No
Tilting

Colores: Blanco, negro o gris
Colors: White, black or grey

Opciones de montaje: Empotrada.
Mounting options: Recessed.



DIP-Switch regulable. Estético diseño compacto, tapas finales sin tornillos. Instalación lineal rápida y fácil gracias al conector bloqueable de diseño patentado.
DIP-Switch dimmable. Aesthetic compact design, end caps without screws. Fast and easy linear installation thanks to the patent designed lockable connector.

Características ópticas Optical specifications

LED: CREE CXB Series
LED

Potencias: 30W / 40W
Power

Flujo luminoso: de 3600 lm a 4800 lm
Luminous flux: from 3600 lm to 4800 lm

Eficacia: 120 lm/W
Efficacy

IRC (CRI): >80

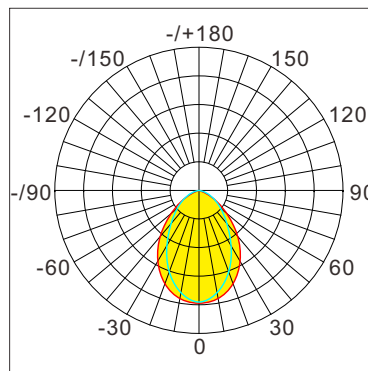
Temperatura de color: 3000K - 6000K
Color temperature

Ángulo de apertura: 60°
Beam angle:

Temperatura de trabajo: -20°C +50°C
Work temperature

Vida útil: L80 B20 / 50.000 h / 25°C
Lifespan

30W / 6000K



Wp & Á & á
— & € Á Đ Á ì € Á Á Á Á
— & 9€ Đ Ġ ĩ € Á Á Á Á

Características eléctricas Electrical specifications

Driver: incluido

Driver: included

Voltaje de entrada: 200-240V AC
Input voltage

Frecuencia: 50/60 Hz
Frecuency

Factor de potencia: >0.9
Power factor

Dimable: 1-10V, DALI , opcional
Dimmable: 1-10V, DALI , optional