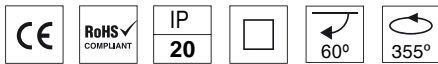


BINS Square II INDOOR

LED 18W / 2x18W / 3x18W **80 lm/W**



Características mecánicas Mechanical specifications



Material del cuerpo: aluminio ADC12

Housing material: ADC12 aluminium

Tamaño: 3 tamaños según potencias

Size: 3 sizes according to power

Basculación: Si 0-60°

Tilting: Yes 0-60°

Acabado: blanco, negro, gris

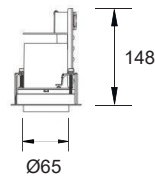
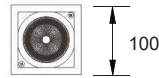
Finished: white, black, gray

Pintura en polvo resistente a ácidos y oxidación.

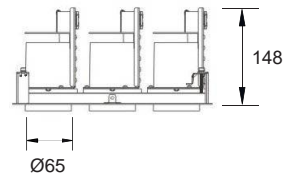

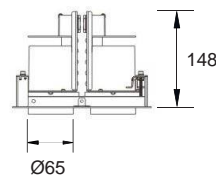
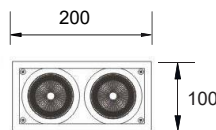
Powder painting, acid and oxidation resistance.



90x90



190x90



Características ópticas Optical specifications

LED: CREE / Citizen

LED: CREE / Citizen

Potencias: 18W / 2x18W / 3x18W
Power

Flujo luminoso: 1450 lm / 4350 lm
Luminous flux: 1450 lm / 4350 lm

Eficacia: 80 lm/W
Efficacy

IRC (CRI): >80 / >95

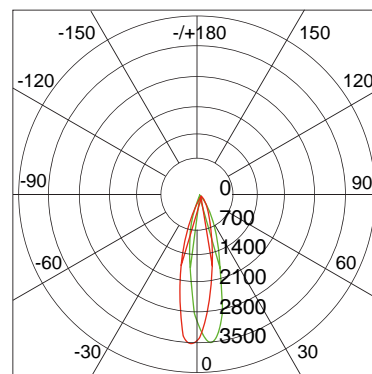
Temperatura de color: 3000K - 6000K
Color temperature

Ángulo de apertura: 12° / 24° / 40°
Beam angle

Temperatura de trabajo: -40°C +50°C
Work temperature

Vida útil: L70 B10 50.000 h
Lifespan

Fotometría / Photometry



UNIT: cd

— c0 / 180 23.3

— c90/270 23.4

AVERAGE BEAM ANGLE(50%): 23.4

Características eléctricas Electrical specifications

Driver: externo INCLUIDO

Driver: external INCLUDED

Voltaje de entrada: 220-240V AC
Input voltage

Frecuencia: 50/60Hz
Frequency

Factor de potencia: >0.9
Power factor

DIMMER: opcional
DIMMER: optional

Kit de emergencia: opcional 2h / 3h
Emergency Kit: optional 2h / 3h